

British Nursing Database

What is the British Nursing Database


The British Nursing Database is a UK-based midwifery and nursing database containing over 270 UK journals and other English-language titles, including international nursing and midwifery journals, as well as selective content from medical, allied health and management titles. Coverage is 1994-, updates are monthly.


Accessing the British Nursing Database

The British Nursing Database is accessed via the **E-resources Guide**.


1. To open the E-resources Guide, go to: <http://subjectguides.york.ac.uk/e-resources>
2. When the E-resources Guide has opened select the **B** tab from the A-Z list at the top of the screen. An alphabetical list of resources is then displayed.
3. Click on **British Nursing Database (formerly British Nursing Index) (ProQuest)**. You may be asked to log in with your IT Services username and password. The resource will now open in a new window.


Basic Search

The default search box provides an easy way to do a Basic Search. Type **shift handover*** into the search box and click on  or press Enter.



The ***** is the **truncation** symbol in the British Nursing Database – it means the search will find terms with different endings; in this example *handover* and *handover*s.

Your **results** will be displayed. You can find out more about the articles listed by hovering over  **Preview** - this will display more information about that article, including the abstract.

To check if you can read the full text of an article, click on . Where it is available to members of the University, a link will be provided to the full text. A link will also be provided to the Library Catalogue to check print holdings.

Advanced Search

Advanced search can be useful for more complex searches. It is possible to combine a number of different search terms and to specify where in a record they occur.

Click on **Advanced Search** at the top of the page.



Enter the terms **"heart failure"**, **"patients experience"** OR **"living with"** as illustrated below. Then click Search.

Advanced Search [Command Line](#) [Thesaurus](#) [Field codes](#) [Search tips](#) University of York Library

<input type="text" value="heart failure"/>	in	<input type="text" value="Anywhere"/>
AND <input type="text" value="patients experience"/>	OR	<input type="text" value="living with"/>
AND <input type="text" value=""/>	OR	<input type="text" value=""/>

[Add a row](#) [Remove a row](#)

Limit to: ☐ Peer reviewed

Note: Quotation marks “ ” have been used to indicate that the terms we are searching for are phrases. This search will find records where either the phrase “patients experience” or the phrase “living with” is present, and where the phrase “heart failure” is also present.

Tip: using **Boolean operators** enables you to either widen (OR) or focus (AND) your search results.

You can also focus the results by using the **Narrow results by** menu on the right hand side of the results page.

Marking and storing your results

As illustrated below, it is possible to select results (by “marking” them) and then save, email, print or export (e.g. to EndNote or RTF for Word) marked records

Mark records by clicking in the checkbox beside the title.

You can then export the marked records using these options.

Find out more

Use the online Help within British Nursing Database to find out more about the ProQuest interface.

